





S. CHO
Evaluation of Instruction Program Report
 21S: POL SCI 40 DIS 1G: INTRO-AMERICN PLTCS
 No. of responses = 8
 Enrollment = 20
 Response Rate = 40%

1. Background Information:


1.1) Year in School:




1.2) UCLA GPA:



1.3) Expected Grade:



1.4) What requirements does this course fulfill?

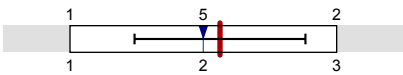
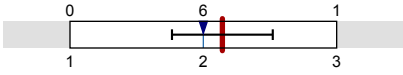
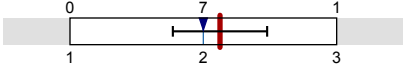
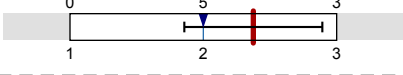
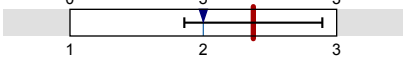


2. To What Extent Do You Feel That:

| | | | |
|------|---|--|--|
| 2.1) | Teaching Assistant Knowledge – The T.A. was knowledgeable about the material. | | n=8 av.=8.75 md=9 dev.=0.46 |
| 2.2) | Teaching Assistant Concern – The T.A. was concerned about student learning. | | n=8 av.=8.38 md=8.5 dev.=0.74 |
| 2.3) | Organization – Section presentations were well prepared and organized. | | n=8 av.=8.75 md=9 dev.=0.46 |
| 2.4) | Scope – The teaching assistant expanded on course ideas. | | n=8 av.=8.75 md=9 dev.=0.46 |
| 2.5) | Interaction – Students felt welcome in seeking help in or outside of the class. | | n=8 av.=8.25 md=8.5 dev.=0.89 |
| 2.6) | Communication Skills – The teaching assistant had good communication skills. | | n=8 av.=8.13 md=8 dev.=0.64 |
| 2.7) | Value – The overall value of the sections justified your time and effort. | | n=8 av.=8.25 md=8.5 dev.=0.89 |
| 2.8) | Overall – What is your overall rating of the teaching assistant? | | n=8 av.=8.5 md=8.5 dev.=0.53 |

3. Your View of Section Characteristics:

| | | | |
|------|--|--|--------------------------------------|
| 3.1) | Difficulty (relative to other courses) | | n=8 av.=2.25 md=2 dev.=0.46 |
| 3.2) | Workload/pace was | | n=8 av.=2.13 md=2 dev.=0.35 |
| 3.3) | Integration of section with course was | | n=8 av.=2.63 md=3 dev.=0.52 |

| | | | | | |
|------|--------------------------------|------|--|-----------|---|
| 3.4) | Texts, required readings | Poor |  | Excellent | n=8 av.=2.13 md=2 dev.=0.64 |
| 3.5) | Homework assignments | Poor |  | Excellent | n=7 av.=2.14 md=2 dev.=0.38 ab.=1 |
| 3.6) | Graded materials, examinations | Poor |  | Excellent | n=8 av.=2.13 md=2 dev.=0.35 |
| 3.7) | Lecture presentations | Poor |  | Excellent | n=8 av.=2.38 md=2 dev.=0.52 |
| 3.8) | Class discussions | Poor |  | Excellent | n=8 av.=2.38 md=2 dev.=0.52 |

4. Comments:

- 4.1) Please identify what you perceive to be the real strengths and weaknesses of this teaching assistant and course.
- Discussions were really well organized and easy to follow and understand the different concepts.
 - I think this TA was an excellent compliment to this course and greatly expanded on ideas that were introduced in the class. Sometimes the organization was a little confusing, but overall was pretty good
 - S. Cho is a great TA because he knew the material very well and made it easier for us to understand during lecture. I liked how he uploaded hunks to his website that we can review for midterms and finals.
 - Soonhong was a fantastic TA. He was always there to help and had excellent communication with his students. He really helped me understand the course material on a much deeper level and reviewed all relevant course material very well.
 - The summaries of the readings were very helpful in expanding on ideas brought up in class.
 - This TA was very good. He always had a well-prepared discussion presentation and the material we went over helped me greatly in understanding concepts I didn't get during the lecture. There were a few emails I sent that never got replies but overall, the TA was receptive and responsive.

Profile

Subunit: POL SCI
 Name of the instructor: S. CHO
 Name of the course: 21S: POL SCI 40 DIS 1G: INTRO-AMERICN PLTCS
 (Name of the survey)

Values used in the profile line: Mean

2. To What Extent Do You Feel That:

| | | | | | | | | | | | | | |
|--|-------------------|--|--|--|--|--|--|--|--|--|---------------------|-----|----------|
| 2.1) Teaching Assistant Knowledge – The T.A. was knowledgeable about the material. | Very Low or Never | | | | | | | | | | Very High or Always | n=8 | av.=8.75 |
| 2.2) Teaching Assistant Concern – The T.A. was concerned about student learning. | Very Low or Never | | | | | | | | | | Very High or Always | n=8 | av.=8.38 |
| 2.3) Organization – Section presentations were well prepared and organized. | Very Low or Never | | | | | | | | | | Very High or Always | n=8 | av.=8.75 |
| 2.4) Scope – The teaching assistant expanded on course ideas. | Very Low or Never | | | | | | | | | | Very High or Always | n=8 | av.=8.75 |
| 2.5) Interaction – Students felt welcome in seeking help in or outside of the class. | Very Low or Never | | | | | | | | | | Very High or Always | n=8 | av.=8.25 |
| 2.6) Communication Skills – The teaching assistant had good communication skills. | Very Low or Never | | | | | | | | | | Very High or Always | n=8 | av.=8.13 |
| 2.7) Value – The overall value of the sections justified your time and effort. | Very Low or Never | | | | | | | | | | Very High or Always | n=8 | av.=8.25 |
| 2.8) Overall – What is your overall rating of the teaching assistant? | Very Low or Never | | | | | | | | | | Very High or Always | n=8 | av.=8.50 |

3. Your View of Section Characteristics:


| | | | | | | | | | | | | | |
|---|----------|--|--|--|--|--|--|--|--|--|-----------|-----|----------|
| 3.1) Difficulty (relative to other courses) | Low | | | | | | | | | | High | n=8 | av.=2.25 |
| 3.2) Workload/pace was | Too Slow | | | | | | | | | | Too Much | n=8 | av.=2.13 |
| 3.3) Integration of section with course was | Poor | | | | | | | | | | Excellent | n=8 | av.=2.63 |
| 3.4) Texts, required readings | Poor | | | | | | | | | | Excellent | n=8 | av.=2.13 |
| 3.5) Homework assignments | Poor | | | | | | | | | | Excellent | n=7 | av.=2.14 |
| 3.6) Graded materials, examinations | Poor | | | | | | | | | | Excellent | n=8 | av.=2.13 |
| 3.7) Lecture presentations | Poor | | | | | | | | | | Excellent | n=8 | av.=2.38 |
| 3.8) Class discussions | Poor | | | | | | | | | | Excellent | n=8 | av.=2.38 |




S. CHO
Evaluation of Instruction Program Report
 21S: POL SCI 40 DIS 1H: INTRO-AMERICN PLTCS
 No. of responses = 8
 Enrollment = 20
 Response Rate = 40%

1. Background Information:

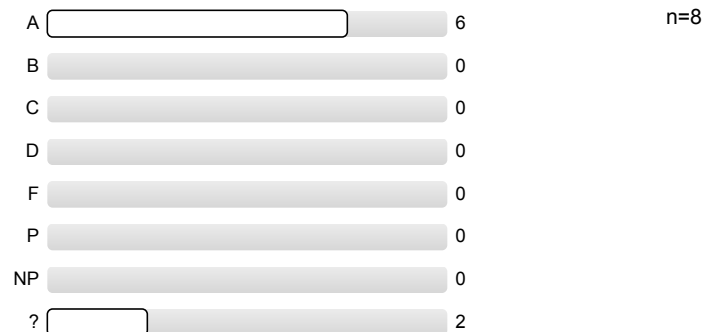
1.1) Year in School:




1.2) UCLA GPA:



1.3) Expected Grade:



1.4) What requirements does this course fulfill?



2. To What Extent Do You Feel That:

| | | | |
|------|---|--|--|
| 2.1) | Teaching Assistant Knowledge – The T.A. was knowledgeable about the material. | | n=8 av.=8.63 md=9 dev.=0.52 |
| 2.2) | Teaching Assistant Concern – The T.A. was concerned about student learning. | | n=8 av.=8.75 md=9 dev.=0.46 |
| 2.3) | Organization – Section presentations were well prepared and organized. | | n=8 av.=8.75 md=9 dev.=0.46 |
| 2.4) | Scope – The teaching assistant expanded on course ideas. | | n=8 av.=8.5 md=9 dev.=0.76 |
| 2.5) | Interaction – Students felt welcome in seeking help in or outside of the class. | | n=8 av.=8.75 md=9 dev.=0.46 |
| 2.6) | Communication Skills – The teaching assistant had good communication skills. | | n=8 av.=8.25 md=8.5 dev.=1.04 |
| 2.7) | Value – The overall value of the sections justified your time and effort. | | n=8 av.=8.38 md=9 dev.=1.06 |
| 2.8) | Overall – What is your overall rating of the teaching assistant? | | n=8 av.=8.75 md=9 dev.=0.46 |

3. Your View of Section Characteristics:

| | | | |
|------|--|--|--------------------------------------|
| 3.1) | Difficulty (relative to other courses) | | n=8 av.=2 md=2 dev.=0 |
| 3.2) | Workload/pace was | | n=8 av.=2 md=2 dev.=0 |
| 3.3) | Integration of section with course was | | n=8 av.=2.75 md=3 dev.=0.46 |

| | | | |
|------|--------------------------------|--|--|
| 3.4) | Texts, required readings | | n=8 av.=2.25 md=2 dev.=0.46 |
| 3.5) | Homework assignments | | n=5 av.=2.4 md=2 dev.=0.55 ab.=3 |
| 3.6) | Graded materials, examinations | | n=6 av.=2.5 md=2.5 dev.=0.55 ab.=2 |
| 3.7) | Lecture presentations | | n=7 av.=2.43 md=2 dev.=0.53 ab.=1 |
| 3.8) | Class discussions | | n=8 av.=2.88 md=3 dev.=0.35 |

4. Comments:

- 4.1) Please identify what you perceive to be the real strengths and weaknesses of this teaching assistant and course.
- Cho did a really good job explaining concepts from the lecture into the discussion. He was always organized and seemed knowledgeable about the subject matter. He seemed invested in our success and was always open to help.
 - Soonhong is evidently incredibly knowledgeable in the topic of American Politics, and political science in general. During each section, he had time for our questions (which is always appreciated) and a review of the week's lessons and readings. These were helpful in that they clarified anything confusing from lectures and highlighted what our takeaways should be from each reading. Soonhong made sure we were all engaged by asking questions of the students and creating discussions. There was clear and significant effort put into preparation for each week. Apart from the learning-related aspect, he also understood how difficult this year has been for many students and tried to make things as stress-free as possible. He made the class easier to understand and more interesting to engage with.
 - Soonhong ranks in the top TAs I've had at UCLA so far. He was very approachable and knowledgeable making section a pleasant experience. Despite the content not being entirely engaging, Soonhong's ability to make discussions interactive made the course readings easier to understand even when they were quite difficult. He graded fairly and was very clear in what he wanted, which got no complaints from me. He had an open email policy and had an efficient Office Hour procedure which ensured that I was able to reach him outside of class. Above all, he was knowledgeable about the material and was able to explain it and answer all of my questions. I really appreciate how kind Soonhong was to everyone despite a tough learning experience online; he's one of the best TAs in the Political Science department.
 - Soonhong was a very active and effective discussion TA. He helped clarify areas of confusion or misunderstanding that were unclear during class lectures.
 - Soonhong's strengths are good communication and student engagement. While this engagement may come at the cost of the presentations and sections feeling slightly less structured, his consistent asking questions to students and answering student questions ensured that everyone in the section knew what the content's meaning was in the grand scope of the class.
 - The TA in this course helped me understand my mistakes and do better in the course. Responding to emails and clarification was also a strength of the TA.

- The section discussions were always pre-planned and very well organized. The entirety of the time was used effectively and efficiently, making these sections highly productive and worthwhile. Our TA was very approachable and did a very good job of offering helpful resources to allow us to best succeed in this class.

Profile

Subunit: POL SCI
 Name of the instructor: S. CHO
 Name of the course: 21S: POL SCI 40 DIS 1H: INTRO-AMERICN PLTCS
 (Name of the survey)

Values used in the profile line: Mean

2. To What Extent Do You Feel That:

| Item | Very Low or Never | Very High or Always | n | av. |
|--|-------------------|---------------------|-----|----------|
| 2.1) Teaching Assistant Knowledge – The T.A. was knowledgeable about the material. | | | n=8 | av.=8.63 |
| 2.2) Teaching Assistant Concern – The T.A. was concerned about student learning. | | | n=8 | av.=8.75 |
| 2.3) Organization – Section presentations were well prepared and organized. | | | n=8 | av.=8.75 |
| 2.4) Scope – The teaching assistant expanded on course ideas. | | | n=8 | av.=8.50 |
| 2.5) Interaction – Students felt welcome in seeking help in or outside of the class. | | | n=8 | av.=8.75 |
| 2.6) Communication Skills – The teaching assistant had good communication skills. | | | n=8 | av.=8.25 |
| 2.7) Value – The overall value of the sections justified your time and effort. | | | n=8 | av.=8.38 |
| 2.8) Overall – What is your overall rating of the teaching assistant? | | | n=8 | av.=8.75 |

3. Your View of Section Characteristics:


| Item | Low / Too Slow / Poor | High / Too Much / Excellent | n | av. |
|---|-----------------------|-----------------------------|-----|----------|
| 3.1) Difficulty (relative to other courses) | | | n=8 | av.=2.00 |
| 3.2) Workload/pace was | | | n=8 | av.=2.00 |
| 3.3) Integration of section with course was | | | n=8 | av.=2.75 |
| 3.4) Texts, required readings | | | n=8 | av.=2.25 |
| 3.5) Homework assignments | | | n=5 | av.=2.40 |
| 3.6) Graded materials, examinations | | | n=6 | av.=2.50 |
| 3.7) Lecture presentations | | | n=7 | av.=2.43 |
| 3.8) Class discussions | | | n=8 | av.=2.88 |




S. CHO
Evaluation of Instruction Program Report
 21S: POL SCI 40 DIS 1: INTRO-AMERICN PLTCS
 No. of responses = 8
 Enrollment = 20
 Response Rate = 40%

1. Background Information:


1.1) Year in School:




1.2) UCLA GPA:



1.3) Expected Grade:



1.4) What requirements does this course fulfill?

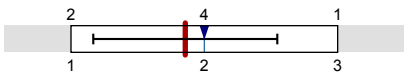
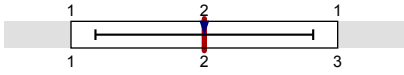
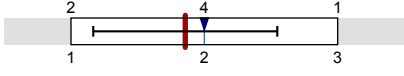
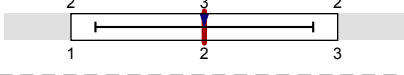



2. To What Extent Do You Feel That:

| | | | |
|------|---|--|--|
| 2.1) | Teaching Assistant Knowledge – The T.A. was knowledgeable about the material. | | n=8 av.=8.13 md=8.5 dev.=1.13 |
| 2.2) | Teaching Assistant Concern – The T.A. was concerned about student learning. | | n=8 av.=7.88 md=8 dev.=1.64 |
| 2.3) | Organization – Section presentations were well prepared and organized. | | n=8 av.=8.13 md=8.5 dev.=1.36 |
| 2.4) | Scope – The teaching assistant expanded on course ideas. | | n=8 av.=8.13 md=8 dev.=0.99 |
| 2.5) | Interaction – Students felt welcome in seeking help in or outside of the class. | | n=8 av.=8.13 md=9 dev.=1.73 |
| 2.6) | Communication Skills – The teaching assistant had good communication skills. | | n=8 av.=7.75 md=8 dev.=1.49 |
| 2.7) | Value – The overall value of the sections justified your time and effort. | | n=8 av.=7.88 md=8.5 dev.=2.03 |
| 2.8) | Overall – What is your overall rating of the teaching assistant? | | n=7 av.=8.14 md=9 dev.=1.46 |

3. Your View of Section Characteristics:

| | | | |
|------|--|--|--------------------------------------|
| 3.1) | Difficulty (relative to other courses) | | n=8 av.=2.25 md=2 dev.=0.46 |
| 3.2) | Workload/pace was | | n=8 av.=2.25 md=2 dev.=0.46 |
| 3.3) | Integration of section with course was | | n=8 av.=2.75 md=3 dev.=0.46 |

| | | | | | |
|------|--------------------------------|------|--|-----------|---|
| 3.4) | Texts, required readings | Poor |  | Excellent | n=7 av.=1.86 md=2 dev.=0.69 ab.=1 |
| 3.5) | Homework assignments | Poor |  | Excellent | n=4 av.=2 md=2 dev.=0.82 ab.=4 |
| 3.6) | Graded materials, examinations | Poor |  | Excellent | n=7 av.=1.86 md=2 dev.=0.69 ab.=1 |
| 3.7) | Lecture presentations | Poor |  | Excellent | n=7 av.=2 md=2 dev.=0.82 ab.=1 |
| 3.8) | Class discussions | Poor |  | Excellent | n=7 av.=2.43 md=2 dev.=0.53 ab.=1 |

4. Comments:

- 4.1) Please identify what you perceive to be the real strengths and weaknesses of this teaching assistant and course.
- Soonhong was very organized and helpful in supplementing the material that was covered in lecture. He was very approachable and certainly improved my learning.
 - This course had a lot of readings assigned by the professor (probably more than necessary). Soonhong had a lot of material to cover every week but always had clear presentations that covered everything we needed to know. He is always willing to answer questions and explain concepts to students and has very accessible office hours. He's a great TA and would definitely take his class again.
 - This guy made this class so much better for me. He honestly is the reason I will end up with a good grade because he was way better at explaining than the actual professor. He actually wanted us to do well and put lots of effort into his slides and would make different activities to help us learn. He would make an amazing professor one day.
 - n/a

Profile

Subunit: POL SCI
 Name of the instructor: S. CHO
 Name of the course: 21S: POL SCI 40 DIS 1I: INTRO-AMERICN PLTCS
 (Name of the survey)

Values used in the profile line: Mean

2. To What Extent Do You Feel That:

| | | | | | | | | | | | | |
|--|-------------------|--|--|--|--|--|--|--|--|---------------------|-----|----------|
| 2.1) Teaching Assistant Knowledge – The T.A. was knowledgeable about the material. | Very Low or Never | | | | | | | | | Very High or Always | n=8 | av.=8.13 |
| 2.2) Teaching Assistant Concern – The T.A. was concerned about student learning. | Very Low or Never | | | | | | | | | Very High or Always | n=8 | av.=7.88 |
| 2.3) Organization – Section presentations were well prepared and organized. | Very Low or Never | | | | | | | | | Very High or Always | n=8 | av.=8.13 |
| 2.4) Scope – The teaching assistant expanded on course ideas. | Very Low or Never | | | | | | | | | Very High or Always | n=8 | av.=8.13 |
| 2.5) Interaction – Students felt welcome in seeking help in or outside of the class. | Very Low or Never | | | | | | | | | Very High or Always | n=8 | av.=8.13 |
| 2.6) Communication Skills – The teaching assistant had good communication skills. | Very Low or Never | | | | | | | | | Very High or Always | n=8 | av.=7.75 |
| 2.7) Value – The overall value of the sections justified your time and effort. | Very Low or Never | | | | | | | | | Very High or Always | n=8 | av.=7.88 |
| 2.8) Overall – What is your overall rating of the teaching assistant? | Very Low or Never | | | | | | | | | Very High or Always | n=7 | av.=8.14 |

3. Your View of Section Characteristics:

| | | | | | | | | | | | | |
|---|----------|--|--|--|--|--|--|--|--|-----------|-----|----------|
| 3.1) Difficulty (relative to other courses) | Low | | | | | | | | | High | n=8 | av.=2.25 |
| 3.2) Workload/pace was | Too Slow | | | | | | | | | Too Much | n=8 | av.=2.25 |
| 3.3) Integration of section with course was | Poor | | | | | | | | | Excellent | n=8 | av.=2.75 |
| 3.4) Texts, required readings | Poor | | | | | | | | | Excellent | n=7 | av.=1.86 |
| 3.5) Homework assignments | Poor | | | | | | | | | Excellent | n=4 | av.=2.00 |
| 3.6) Graded materials, examinations | Poor | | | | | | | | | Excellent | n=7 | av.=1.86 |
| 3.7) Lecture presentations | Poor | | | | | | | | | Excellent | n=7 | av.=2.00 |
| 3.8) Class discussions | Poor | | | | | | | | | Excellent | n=7 | av.=2.43 |